








A distance learning

This page will guide you through what to expect while you are learning from home. If you have any questions, remember you will still see your teacher twice a day and they will always be happy to help. We will still be learning together even when we're apart and we are confident that you



Daily timetable

<u>Time</u>	<u>Lesson</u>	<u>What do I need to do?</u>
9.15	Register 	Be logged in to Zoom with your video and microphone on. Make sure you leave plenty of time beforehand to have breakfast and be
	Lesson 1 	You will have a Maths or English session with the whole class and your teacher will explain the task that is set on Seesaw.
	Foundation subject	Your teacher will also talk to you about the task set for your usual 'afternoon' lesson e.g. Art, History, Geography, Science etc
		Complete the tasks set by your teacher and upload them to Seesaw. If you have a question, you can ask your teacher using 
	Lunchtime	
1.00	Register 	Be logged in to Zoom with your video and microphone on.
	Lesson 2 	The final session of the day will be a Maths or English lesson. Just like the morning, the task will be set on Seesaw.
To 3.30		Make sure you upload your English or Maths learning to Seesaw before the end of the day.

If you can, try to include some movement in your day too.

We know it can be harder to concentrate at home, all we ask is that you

Your Seesaw details are inside the front cover of your book.