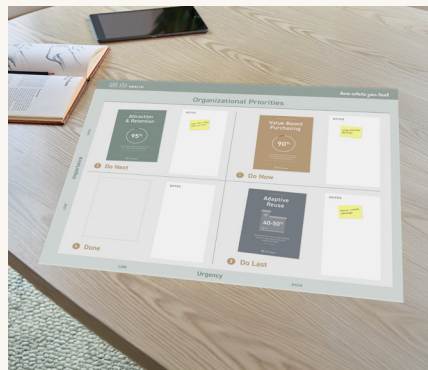


Designing for Impact. Ready for Change.

Resilient by Design is a JSI Health collaborative workshop designed to help healthcare systems align operational needs with spatial solutions. By bringing together key stakeholders, we uncover challenges, define priorities, and develop strategies to optimize your space—boosting efficiency, adaptability, and care delivery.



Guided by Expertise

Our process is led by a healthcare design specialist who understands the complexities of patient-centered environments. By engaging stakeholders across departments, we ensure that every perspective is considered—helping you make informed, strategic decisions that enhance efficiency, comfort, and functionality. This proactive methodology eliminates guesswork, accelerates decision-making, and leads to more successful design implementations.

Strategic Alignment

Through structured conversations, we help you bridge the gap between operational goals and spatial solutions. Whether it's improving the patient experience for better outcomes or optimizing caregiver spaces to reduce burnout, our process pinpoints areas for improvement and aligns them with your broader healthcare objectives to create environments that can evolve with shifting needs.

Efficiency-Driven Solutions

With rising demands on healthcare spaces, efficiency is more critical than ever. Our consultative approach identifies design improvements that reduce bottlenecks, streamline workflows, and create a more supportive experience for both patients and caregivers. The result? A more effective, future-ready healthcare environment.

KEY BENEFITS

Space Optimization

Aligns design with operational goals for maximum impact.

Future-Ready Design

Creates adaptable spaces that evolve with changing needs.

Efficiency Improvements


Reduces bottlenecks and streamlines workflows.

Human-Centered Solutions

Enhances comfort and functionality for all users.

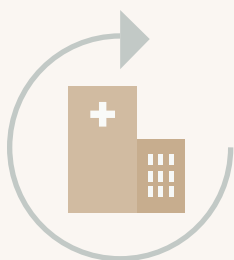


Our Process




Assess & Align

Engage stakeholders to identify goals and opportunities.



Strategize & Plan

Create targeted space solutions that enhance workflow efficiency and optimize care delivery.



Enhance & Evolve

Refine layouts for long-term adaptability and improved performance.

Transform Your Space With Informed Design

Resilient by Design empowers your team to make strategic design decisions that elevate care, reduce inefficiencies, and adapt to change. Together, we'll create spaces that support better experiences—for today and tomorrow.