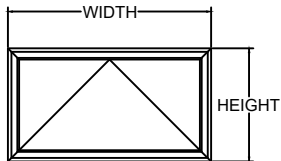
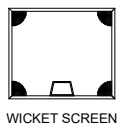


SIZE AVAILABILITY CHART

2020 SERIES SSG AWNING WINDOW DOUBLE GLAZED

WINDOW HEIGHT	80 to 84 (inch) 2032 to 2134 (mm)	EXCEEDS MAXIMUM ALLOWABLE												
	76 to 80 (inch) 1930 to 2032 (mm)													
	72 to 76 (inch) 1829 to 1930 (mm)													
	68 to 72 (inch) 1727 to 1829 (mm)													
	64 to 68 (inch) 1626 to 1727 (mm)													
	60 to 64 (inch) 1524 to 1626 (mm)													
	56 to 60 (inch) 1422 to 1524 (mm)													
	52 to 56 (inch) 1321 to 1422 (mm)													
	48 to 52 (inch) 1219 to 1321 (mm)													
	44 to 48 (inch) 1117 to 1219 (mm)													
	40 to 44 (inch) 1016 to 1117 (mm)													
	36 to 40 (inch) 914 to 1016 (mm)													
	32 to 36 (inch) 813 to 914 (mm)													
	28 to 32 (inch) 711 to 813 (mm)													
	24 to 28 (inch) 610 to 711 (mm)													
	20 to 24 (inch) 508 to 610 (mm)													
GLAZING OPTION 1" (25.4 mm) Sealed Unit 1/4" x 1/2" x 1/4" (6.4 x 12.7 x 6.4 mm)		20 to 24 (inch) 508 to 610 (mm)	24 to 28 (inch) 610 to 711 (mm)	28 to 32 (inch) 711 to 813 (mm)	32 to 36 (inch) 813 to 914 (mm)	36 to 40 (inch) 914 to 1016 (mm)	40 to 44 (inch) 1016 to 1117 (mm)	44 to 48 (inch) 1117 to 1219 (mm)	48 to 52 (inch) 1219 to 1321 (mm)	52 to 56 (inch) 1321 to 1422 (mm)	56 to 60 (inch) 1422 to 1524 (mm)	60 to 64 (inch) 1524 to 1626 (mm)	64 to 68 (inch) 1626 to 1727 (mm)	68 to 72 (inch) 1727 to 1829 (mm)
WINDOW WIDTH														



SIZE CHART IS BASED ON TOP DRIVE WITH FRICTION ARMS
WICKET SCREEN ONLY
OPTIONAL HARDWARE ROTO / MPL SYSTEM / FRICTION ARMS

*WINDOW WIDTH BETWEEN 20" (508 mm) AND 28" (711 mm) REQUIRE SINGLE ARM OPERATOR.

**PLEASE REVIEW PRODUCT SPECIFIC GUIDELINES/LIMITATIONS OR CONTACT YOUR OBE REPRESENTATIVE IF SIZES OR HARDWARE REQUIREMENTS ARE OUTSIDE OF THESE GUIDELINES.*



275 Britannia Road East • Mississauga • Ontario • Canada • L4Z2E7
905-890-6970 • oldcastlebe.com


DATE: OCTOBER 2022

SIZE AVAILABILITY CHART

2020 SERIES OUT-SWING SSG CASEMENT WINDOW DOUBLE GLAZED

WINDOW HEIGHT

80 to 84 (inch) 2032 to 2134 (mm)
76 to 80 (inch) 1930 to 2032 (mm)
72 to 76 (inch) 1829 to 1930 (mm)
68 to 72 (inch) 1727 to 1829 (mm)
64 to 68 (inch) 1626 to 1727 (mm)
60 to 64 (inch) 1524 to 1626 (mm)
56 to 60 (inch) 1422 to 1524 (mm)
52 to 56 (inch) 1321 to 1422 (mm)
48 to 52 (inch) 1219 to 1321 (mm)
44 to 48 (inch) 1117 to 1219 (mm)
40 to 44 (inch) 1016 to 1117 (mm)
36 to 40 (inch) 914 to 1016 (mm)
32 to 36 (inch) 813 to 914 (mm)
28 to 32 (inch) 711 to 813 (mm)
24 to 28 (inch) 610 to 711 (mm)
20 to 24 (inch) 508 to 610 (mm)



**EXCEEDS
MAXIMUM
ALLOWABLE**

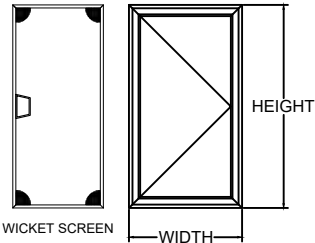
WIDTH SHOULD NOT
EXCEED 65% OF HEIGHT
CONSULT AWNING CHART

GLAZING OPTION
1" (25.4 mm) Sealed Unit

1/4" x 1/2" x 1/4"
(6.4 x 12.7 x 6.4 mm)

20 to 24 (inch) 508 to 610 (mm)	24 to 28 (inch) 610 to 711 (mm)	28 to 32 (inch) 711 to 813 (mm)	32 to 36 (inch) 813 to 914 (mm)	36 to 40 (inch) 914 to 1016 (mm)	40 to 44 (inch) 1016 to 1117 (mm)	44 to 48 (inch) 1117 to 1219 (mm)	48 to 52 (inch) 1219 to 1321 (mm)	52 to 56 (inch) 1321 to 1422 (mm)	56 to 60 (inch) 1422 to 1524 (mm)	60 to 64 (inch) 1524 to 1626 (mm)	64 to 68 (inch) 1626 to 1727 (mm)	68 to 72 (inch) 1727 to 1829 (mm)
------------------------------------	------------------------------------	------------------------------------	------------------------------------	-------------------------------------	--------------------------------------	--------------------------------------	--------------------------------------	--------------------------------------	--------------------------------------	--------------------------------------	--------------------------------------	--------------------------------------

WINDOW WIDTH



SIZE CHART IS BASED ON TOP DRIVE WITH FRICTION ARMS
SS 4-BAR HINGES
WICKET SCREEN ONLY

*ROTO OPERATORS OR BUTT HINGES ARE NOT AVAILABLE FOR THIS PRODUCT CONFIGURATION

*PLEASE REVIEW PRODUCT SPECIFIC GUIDELINES/LIMITATIONS OR CONTACT YOUR OBE REPRESENTATIVE
IF SIZES OR HARDWARE REQUIREMENTS ARE OUTSIDE OF THESE GUIDELINES.



275 Britannia Road East • Mississauga • Ontario • Canada • L4Z2E7
905-890-6970 • oldcastlebe.com

DATE: OCTOBER 2022


SIZE AVAILABILITY CHART

2020 SERIES SSG AWNING WINDOW TRIPLE GLAZED

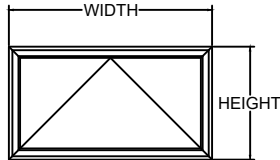
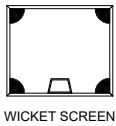
WINDOW HEIGHT

80 to 84 (inch) 2032 to 2134 (mm)
76 to 80 (inch) 1930 to 2032 (mm)
72 to 76 (inch) 1829 to 1930 (mm)
68 to 72 (inch) 1727 to 1829 (mm)
64 to 68 (inch) 1626 to 1727 (mm)
60 to 64 (inch) 1524 to 1626 (mm)
56 to 60 (inch) 1422 to 1524 (mm)
52 to 56 (inch) 1321 to 1422 (mm)
48 to 52 (inch) 1219 to 1321 (mm)
44 to 48 (inch) 1117 to 1219 (mm)
40 to 44 (inch) 1016 to 1117 (mm)
36 to 40 (inch) 914 to 1016 (mm)
32 to 36 (inch) 813 to 914 (mm)
28 to 32 (inch) 711 to 813 (mm)
24 to 28 (inch) 610 to 711 (mm)
20 to 24 (inch) 508 to 610 (mm)

EXCEEDS MAXIMUM ALLOWABLE



GLAZING OPTION 1 3/4" (44.5 mm) Sealed Unit 1/4" x 1/2" x 1/4" 1/2" x 1/4" (6.4 x 12.7 x 6.4 x 12.7 x 6.4 mm)	20 to 24 (inch) 508 to 610 (mm)	24 to 28 (inch) 610 to 711 (mm)	28 to 32 (inch) 711 to 813 (mm)	32 to 36 (inch) 813 to 914 (mm)	36 to 40 (inch) 914 to 1016 (mm)	40 to 44 (inch) 1016 to 1117 (mm)	44 to 48 (inch) 1117 to 1219 (mm)	48 to 52 (inch) 1219 to 1321 (mm)	52 to 56 (inch) 1321 to 1422 (mm)	56 to 60 (inch) 1422 to 1524 (mm)	60 to 64 (inch) 1524 to 1626 (mm)	64 to 68 (inch) 1626 to 1727 (mm)	68 to 72 (inch) 1727 to 1829 (mm)
	WINDOW WIDTH												



SIZE CHART IS BASED ON TOP DRIVE WITH FRICTION ARMS
 WICKET SCREEN ONLY
 OPTIONAL HARDWARE ROTO / MPL SYSTEM / FRICTION ARMS

*WINDOW WIDTH BETWEEN 20" (508 mm) AND 28" (711 mm) REQUIRE SINGLE ARM OPERATOR.

**PLEASE REVIEW PRODUCT SPECIFIC GUIDELINES/LIMITATIONS OR CONTACT YOUR OBE REPRESENTATIVE IF SIZES OR HARDWARE REQUIREMENTS ARE OUTSIDE OF THESE GUIDELINES.*



275 Britannia Road East • Mississauga • Ontario • Canada • L4Z2E7
 905-890-6970 • oldcastlebe.com


DATE: OCTOBER 2022

SIZE AVAILABILITY CHART

2020 SERIES OUT-SWING SSG CASEMENT WINDOW TRIPLE GLAZED

WINDOW HEIGHT

80 to 84 (inch) 2032 to 2134 (mm)
76 to 80 (inch) 1930 to 2032 (mm)
72 to 76 (inch) 1829 to 1930 (mm)
68 to 72 (inch) 1727 to 1829 (mm)
64 to 68 (inch) 1626 to 1727 (mm)
60 to 64 (inch) 1524 to 1626 (mm)
56 to 60 (inch) 1422 to 1524 (mm)
52 to 56 (inch) 1321 to 1422 (mm)
48 to 52 (inch) 1219 to 1321 (mm)
44 to 48 (inch) 1117 to 1219 (mm)
40 to 44 (inch) 1016 to 1117 (mm)
36 to 40 (inch) 914 to 1016 (mm)
32 to 36 (inch) 813 to 914 (mm)
28 to 32 (inch) 711 to 813 (mm)
24 to 28 (inch) 610 to 711 (mm)
20 to 24 (inch) 508 to 610 (mm)



**EXCEEDS
MAXIMUM
ALLOWABLE**

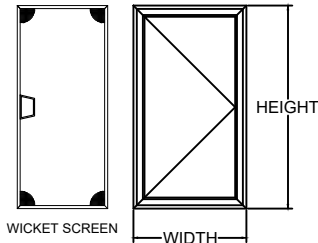
WIDTH SHOULD NOT
EXCEED 65% OF HEIGHT
CONSULT AWNING CHART

GLAZING OPTION
1 3/4" (44.5 mm) Sealed Unit

1/4" x 1/2" x 1/4" 1/2" x 1/4"
(6.4 x 12.7 x 6.4 x 12.7 x 6.4 mm)

20 to 24 (inch) 508 to 610 (mm)	24 to 28 (inch) 610 to 711 (mm)	28 to 32 (inch) 711 to 813 (mm)	32 to 36 (inch) 813 to 914 (mm)	36 to 40 (inch) 914 to 1016 (mm)	40 to 44 (inch) 1016 to 1117 (mm)	44 to 48 (inch) 1117 to 1219 (mm)	48 to 52 (inch) 1219 to 1321 (mm)	52 to 56 (inch) 1321 to 1422 (mm)	56 to 60 (inch) 1422 to 1524 (mm)	60 to 64 (inch) 1524 to 1626 (mm)	64 to 68 (inch) 1626 to 1727 (mm)	68 to 72 (inch) 1727 to 1829 (mm)
------------------------------------	------------------------------------	------------------------------------	------------------------------------	-------------------------------------	--------------------------------------	--------------------------------------	--------------------------------------	--------------------------------------	--------------------------------------	--------------------------------------	--------------------------------------	--------------------------------------

WINDOW WIDTH



SIZE CHART IS BASED ON TOP DRIVE WITH FRICTION ARMS
SS 4-BAR HINGES
WICKET SCREEN ONLY

*ROTO OPERATORS OR BUTT HINGES ARE NOT AVAILABLE FOR THIS PRODUCT CONFIGURATION

*PLEASE REVIEW PRODUCT SPECIFIC GUIDELINES/LIMITATIONS OR CONTACT YOUR OBE REPRESENTATIVE
IF SIZES OR HARDWARE REQUIREMENTS ARE OUTSIDE OF THESE GUIDELINES.



275 Britannia Road East • Mississauga • Ontario • Canada • L4Z2E7
905-890-6970 • oldcastlebe.com

DATE: OCTOBER 2022