
	Tittel EHS requirements for Contractors		
	Dokumenttype Celsio standard		Dokumentnummer 192
Utarbeidet av Ulevag Edle	Godkjent av Tronnes Jan Morten	Godkjent dato 30.05.2022	Versjon 6

Innhold

1	General	2
1.1	Contractual relationship	2
1.2	SHA plan and EHS plan	2
1.3	Coordination of EHS work	3
1.4	Competence and training	3
1.5	Reporting and incident handling	3
1.6	Sanctions of EHS deviations	4
1.7	Vaccination	4
2	Workplace safety	5
2.1	ID cards and access	5
2.2	Personal protective equipment	5
2.3	Work permit (WP) and safe job analysis (SJA)	5
2.4	Waste handling	6
2.5	Communication	6
2.6	Other conditions	6
2.7	Specific requirements to workplace	7
3	EHS requirements for special work operations	8
3.1	Personal protective equipment	8
3.2	Lightning	10
3.3	Entering and working in confined spaces	11
3.4	Working at height	12
3.5	Lifting operations and lifting equipment	13
3.6	Hot work	14
3.7	Work on pressurized equipment	15
3.8	EX work	16
3.9	Chemicals	17
3.10	Compressed gases	18
3.11	Access and barriers	19
3.12	Preparing objects (lockout/tagout)	20

	Tittel EHS requirements for Contractors		
	Dokumenttype Celsio standard	Dokumentnummer 192	Godkjent dato 30.05.2022

1 General

This appendix describes general EHS rules, requirements and information applicable to all activities related with Hafslund Oslo Celsio, hereafter referred to as the Purchaser.

The Contractor shall comply with Purchaser's EHS requirements as specified in this document.

The Contractor shall plan and carry out follow-up activities to ensure fulfilment of the requirements. The Purchaser is entitled to carry out audits and other monitoring activities to ensure that the Contractor's management is according to requirements.

The Contractor's efforts to adhere to the requirements is included in the purchase price.

1.1 Contractual relationship

The Purchaser has a contract only with the Contractor. Personnel employed by the Contractor or its subcontractors have no employment relationship with the Purchaser.

If the Contractor engages contractual assistants (subcontractors, consultants, etc.) to perform tasks, the Contractor is fully responsible for this personnel, as well as execution of these tasks.

If required by the Purchaser, the Contractor shall be able to document their own and subcontractors terms of employment.

If the Contractor or subcontractors do not abide with regulatory requirements, the Purchaser has the right to terminate the work and, if necessary, terminate the contract. The Contractor then forfeits any right to financial compensation.


The requirements given with respect to working hours, minimum wage and EHS, also apply to foreign employees. The Contractor shall ensure that his subcontractor complies with these requirements. If the Contractor or his subcontractor hires a foreign employee to perform work at the Purchaser's place of work, the Contractor shall be able to document that there is a valid work permit.

The Contractor and subcontractor shall provide statutory occupational health and accident insurance for their employees.

1.2 SHA plan and EHS plan

In cases where the work is covered by the Construction client regulations, Purchaser (Construction Client) is responsible for the preparation of the plan for safety, health and working environment (SHA plan). The plan will ensure that safety, health and working environment are ensured in all phases of the project. The Purchaser appoints the coordinator for project preparation phase (KP) and the coordinator for execution phase (KU). The SHA plan is prepared by the Purchaser.

The Contractor shall prepare an EHS plan adapted to the nature and extent of the project based on the SHA plan. The EHS plan shall be sent to the Purchaser 2 weeks prior to start-up. The plan shall at minimum describe the following; organization, risk

	Tittel EHS requirements for Contractors			
	Dokumenttype Celsio standard	Dokumentnummer 192	Godkjent dato 30.05.2022	Versjon 6

assessments and handing, first aid equipment, protective equipment, instructions, fire protection, emergency preparedness, notification procedures and deviation handling.

The Contractor is responsible for communicating the Purchaser's SHA plan and own EHS plan to its personnel and subcontractors. The plans and central EHS information and shall be available at the workplace at start-up and shall be displayed on EHS boards where available.

1.3 Coordination of EHS work

The Purchaser is responsible for ensuring that the safety at the workplace is coordinated.

The Contractor is responsible for its own risk management, work planning and execution of activities.

The Contractor shall ensure compliance with current EHS requirements and regulations, both for its own personnel and subcontractors.

Contractor is responsible to perform EHS supervision to ensure safe execution of the work.

The Purchaser has the right to evaluate whether the planning sets an acceptable EHS level. The Purchaser has the right to stop dangerous working operations at the workplace.

The Contractor shall appoint a EHS responsible at the workplace and is obliged to participate in the Purchaser's safety activities.

Deviations in connection with events, safety inspections or other follow-up activities shall be documented. The Contractor is obliged to identify and implement corrective measures.

1.4 Competence and training


The Contractor shall use only personnel who have the competence, skills and experience required for the scope of the assignment. For high risk works supervisor/foreman shall have 3 years of verified experience. A list of personnel to be used on the assignment shall be sent to the Principal before commencing work.

The Purchaser requires that personnel has completed EHS E- learning prior work startup. Training is carried out at www.celsio.no/eksterne.

1.5 Reporting and incident handling

Incidents, i.e. incidents and conditions that have our could have resulted in personal injury, damage to environment, materiel or reputation shall be reported to the Purchaser. Unsafe conditions, unsafe actions and improvement proposals shall also be reported. This is done using a deviation/improvement form.

Contractor shall, without delay, report serious incidents (medical treatment, lost workday incident, chemical released to ground, water, fire and explosions and such) and serious

	Tittel EHS requirements for Contractors		
	Dokumenttype Celsio standard	Dokumentnummer 192	Godkjent dato 30.05.2022

near misses to Purchaser.

Contractor shall ensure that personal injury, including potential injury, is medically assessed as soon as possible after the incident. The same applies to acute exposure to hazardous substances or ergonomic incidents.

The Contractor is responsible for following up the agreed actions from the deviation handling.

1.6 Sanctions of EHS deviations

Severity of any violation of applicable EHS requirements are assessed in relation to potential and actual consequence:

- Minor deviations will result in guidance, verbal notification and written notice to the Contractor.
- Major deviations where there is a clear breach of EHS requirements and where safety is compromised will result in formal notice to the Contractor and possible expulsion of personnel.
- Serious deviations that endanger life and health, as well as repeated breaches of EHS requirements, may result in personnel being expelled from the workplace and possible consequence of Contractor's contractual relationship.

1.7 Vaccination


It is important that personnel engaged for work in direct contact with sewage or waste are offered vaccines to prevent infection from certain serious diseases.

The risk of infection is related to direct contact with sewage at Skøyen Heating Central and direct contact with waste (the fuel) at the waste incineration plants at Haraldrud and Klemetsrud.

The Principal has concluded that personnel working in these areas should be offered vaccines to reduce infection risk. The supplier shall take responsibility for the vaccination of his personnel. It is recommended that the offer for vaccination is written and that it is documented when such offers are given. It is voluntary for personnel to accept the offer for vaccination, but it is recommended that the employer receives any rejection in writing.

The following vaccines are recommended from the corporate health service:

- Boostrix Polio against Tetanus, Diphtheria, Pertussis, Poliomyelitis)
- Twinrix (three doses for life protection) against Hepatitis A, Hepatitis B

	Tittel EHS requirements for Contractors		
	Dokumenttype Celsio standard	Dokumentnummer 192	Godkjent dato 30.05.2022

2 Workplace safety

2.1 ID cards and access

Contractor's personnel shall carry visible identification. For construction work and cleaning work, personnel shall have a valid EHS card.

The Contractor only has access to the areas and workplaces associated with their work. Emergencies shall be handled according to emergency preparedness instructions at the workplace.

2.2 Personal protective equipment

The Contractor shall have proper personal protective equipment available to all workers. The Purchaser's requirements for the use of personal protective equipment at production facilities are:

- Helmet with four-point chinstrap (acc. NS- EN 397)
- Safety glasses (or visor) (acc. NS- EN 166)
- Safety shoes (acc. NS- EN ISO 20345, class S1P or S3)
- Hi- visibility work clothing with long trousers and long sleeves (acc. NS- EN ISO 20471 or 2)
- Ear protection (acc. NS- EN 352) when noise level > 85 dB
- Safety gloves (acc. NS- EN ISO 21420)

For work related to grid and customer centers, short sleeves are permitted, and requirements for safety glasses and gloves can be exempted.

Contractor's name / logo shall be printed, clearly visible and legible, on the workwear.


The Contractor may be allowed deviations from requirements as a result from a documented risk assessment, approved by the Purchaser.

The Contractor shall use other personal protective equipment in connection with high-risk work and where the risk situations imply so.

2.3 Work permit (WP) and safe job analysis (SJA)

Work in process plants and on construction engineering installations owned by the Purchaser always requires written work permits. The Purchaser has own forms and procedures for work permits.

In the case of high-risk work, the Contractor must carry out safe-job analysis (SJA) if the Contractor's internal control system does not take account of the risk of the operation. High-risk work shall only be carried out by personnel with approved training. The proper

	Tittel EHS requirements for Contractors		
	Dokumenttype Celsio standard	Dokumentnummer 192	Godkjent dato 30.05.2022

form for such analysis has been prepared by the Purchaser. The SJA shall be prepared by the Contractor and the Purchaser shall be given the opportunity to participate.

The following are defined as high-risk work:

- Work with high voltage equipment
- Work in confined spaces
- Excavation work at danger of cave- in
- Works at heights
- Heavy lift and lifting of personnel
- Hot work
- Work on pressurized equipment
- EX work
- Work with hazardous chemicals

2.4 Waste handling

The Contractor is responsible for proper sorting of own waste.

Hazardous waste shall be secured to prevent emissions.

2.5 Communication

The Contractor shall at least have one contact person who communicates well in Nordic language - Norwegian / Swedish / Danish - or English per working team. The person shall be present at the facility / workplace during work.

2.6 Other conditions


Tools, machinery and equipment used by the Contractor at the workplace shall be in accordance with regulatory requirements. The Contractor is responsible for the necessary training of personnel in use, maintenance, inspection and approval of tools, machinery and equipment.

Warning signs, fences and covers shall be used to protect ongoing work, personnel and 3rd party.

Holes, openings and excavations shall be covered or secured against falls.

The Workplace shall appear as tidy and clear.

The Purchaser has zero tolerance for the use and effects of alcohol and drugs.


	Tittel EHS requirements for Contractors			
	Dokumenttype Celsio standard	Dokumentnummer 192	Godkjent dato 30.05.2022	Versjon 6

2.7 Specific requirements to workplace

Any requirements that are specific to the workplace and / or work operation are described in the attachment(s) to this document.

It is required that local procedures for the facility and the work site at all times will be respected.

Reference is made to the document "Appendix to HSE requirements for Contractors" which describes requirements for high-risk work.

	Tittel EHS requirements for Contractors			
	Dokumenttype Celsio standard	Dokumentnummer 192	Godkjent dato 30.05.2022	Versjon 6

3 EHS requirements for special work operations

This section contains additional EHS requirements for specific work operations, workplaces, equipment and use chemicals.


3.1 Personal protective equipment

Requirements for personal protective equipment are given in section 2.2.

Additional requirements for personal protective equipment may arise from a safe job analysis (SJA) or apply to specially marked areas.

The following may apply:

- Eye protection
 - Safety goggles using angle grinders and at risk of chemical spills and dust
 - Face shield/ mask at risk of chemical splash and when working with special chemicals
 - Welding goggles/ welding shield for welding work
- Respiratory protection
 - Dust mask, minimum P3 filter, at risk of inhalation of dust
 - Gas/vapor filter or supplied- air respirators at risk of inhalation of hazardous gases
 - Supplied- air respirators in case of contaminated working environment
- Hearing protection
 - In noise zones (>85dB)
- Flame-retardant and/or arc-approved protective clothing
 - Flame-retardant work clothing for hot work
 - Arc-approved work clothing when working in, for example, switchboard rooms
- Hi- visibility work clothing
 - Visibility clothing in accordance with class 3 when working in og nearby roadway
- Disposable workwear
 - At risk of chemical spillage, dust and biological infection


	Tittel EHS requirements for Contractors			
	Dokumenttype Celsio standard	Dokumentnummer 192	Godkjent dato 30.05.2022	Versjon 6

- Safety gloves
 - Cut resistant gloves (according to NS-EN 388, level 3) for hot work and at risk of mechanical damage
 - Chemical gloves when handling chemicals and infectious waste
- Fall protection
 - When working at heights over 2 meters and at risk of falling
- Personal gas monitor
 - At risk of hazardous concentration of H₂S, CO, O₂ and LEL (lower explosive limit)

The list is not exhaustive and protective equipment shall be assessed in relation to the identified risks.

It is the Contractor's responsibility to have the required protective equipment available.

Personnel shall have documented training in the use of personal protective equipment and the hazards it protects against. The training shall also include storage, maintenance and control of the equipment.

	Tittel EHS requirements for Contractors			
	Dokumenttype Celsio standard	Dokumentnummer 192	Godkjent dato 30.05.2022	Versjon 6

3.2 Lightning


The following is intended to ensure adequate working to ensure that work can be done safely, comfortably and without risk to personnel or equipment.

Responsibility Purchaser (does not apply to Net and Customer Centrals):

- Connection points for power
- Sufficient light in the premises
- For supplementation when general lighting is weakened by provisional installations
- Emergency lightning of sufficient strength
- Escape routes shall be illuminated

Responsibility Contractor:

- Use of approved lighting fixtures and cables to ensure adequate working light
- Constricted or confined spaces shall be illuminated
- The voltage should be lower 25V and with earth-leakage circuit breaker
- Lighting installations in working rooms, workplaces, access roads, transport roads and cargo area shall be placed in such a way that it does not represent any risk to the personnel

	Tittel EHS requirements for Contractors			
	Dokumenttype Celsio standard	Dokumentnummer 192	Godkjent dato 30.05.2022	Versjon 6

3.3 Entering and working in confined spaces

Entering and work in confined spaces include entering and working in containers, boilers, tanks, silos, wells, pipelines and other confined spaces with poor air exchange.

The Purchaser shall have a list of permanent confined spaces on their facilities.

For work in confined spaces, the Purchaser will prepare local instructions which cover this type of work.

In addition, the following shall be available before entering and work in confined:

- Work description
- Risk assessment / SJA
- Safety and rescue plan
- Requirements for personal protective equipment and other safety equipment
- Special requirements to equipment for work in confined spaces

Personnel who is going to carry work in confined spaces shall have training required for this type of work.


The Purchaser shall perform gas measurement before entering. Work certificate shall be posted at the entry opening.

When entering, there shall always be at least two persons present. An entry guard shall stand outside to monitor the work. Entrance guard shall be able to communicate with the person (s) working inside the confined space. If, after a risk assessment, one considers the working atmosphere and other factors not to represent any risk, the requirement for a guard may be waived. This shall be reflected in the work permit.

Additional requirements for protective equipment are lanterns and gas meters for H₂S, CO, O₂ and LEL (lower explosive limit).

In the event of an accident, the control room shall be notified which then contacts emergency services.

Entrance guard may under no circumstances enter the confined space until emergency personnel have arrived.

	Tittel		
	EHS requirements for Contractors		
Dokumenttype	Dokumentnummer	Godkjent dato	Versjon
Celsio standard	192	30.05.2022	6

3.4 Working at height

Working in height means work that is carried out more than 2 meters above ground / floor lever.

Personnel who work at height shall have approved training and shall be informed of the risk involved.

All working in height requires a work permit (WP) and shall be risk assessed using a safe job analysis (SJA).

Protection against falling shall be risk assessed at all workplaces, access and transport routes where there is a risk of a fall to a lower level, even when the height is below 2 meters.

Fall protection equipment shall be used when working over 2 meters at risk of fall.

The equipment shall be hooked on to a sufficiently solid anchor point.


Fall protection equipment shall be used when other preventive measures are not an option.

As a safeguard at least 2 persons shall be present when fall protection equipment is applied. Buddy check shall be performed.

The use of fall protection equipment requires completed and documented training.

Tools and work materials shall be secured to prevent fall to lower levels.

Barrier off areas where there is a risk of falling objects. Barrier shall be tagged with date and time for startup and finish of the work, as well as name of responsible person, company and mobile number. Upon termination of the barrier, all chains and tags shall be removed.

	Tittel EHS requirements for Contractors			
	Dokumenttype Celsio standard	Dokumentnummer 192	Godkjent dato 30.05.2022	Versjon 6

3.5 Lifting operations and lifting equipment

All lifting equipment shall be approved and tagged in accordance with applicable regulations.

Cranes and crane operators shall be certified, and certificates shall at all times be presented at inspections.

Rigger, slingers and signalmen shall have relevant and documented training.

Planning of lifting operations is carried out by using safe job analysis (SJA).

Crane operator shall prepare a work description in connection with blind lifts and tandem lifts.


The lifting area / route shall always be planned so that the load is not carried over personnel or other critical structure or equipment.

The lifting area / route shall always be evacuated and barrier off at a safe distance.

Suspended loads shall be secured with wire straps and chains. Suspended loads shall never be left unattended.

For complicated lifting operations, a written safety plan shall be prepared. The plan shall be approved by the Purchaser.

Use of personnel lifts requires valid documented training. Fall protection equipment should always be used when working on a lift. The crane to be used for the lift shall be approved for this.

	Tittel EHS requirements for Contractors		
	Dokumenttype Celsio standard	Dokumentnummer 192	Godkjent dato 30.05.2022

3.6 Hot work

Hot work is defined as work that generates sparks or involves the use of flames or other heat sources that pose a fire hazard. Hot work includes the use of open flames, hot air, cutting and/or grinding equipment.

Hot work shall only be carried out by persons who have a valid certificate for hot work issued by the Norwegian Fire Protection Association (Norsk Brannvernforening) or cooperating organization in the other Nordic countries.

In addition to WP and SJA, “Work instruction when performing hot work” shall be completed.

[The insurance companies' safety regulation](#) for hot work shall be followed.

A fire guard shall at all times be present and continuously evaluate the risk of fire during the work, during breaks and at least one hour after the work has been completed. A fire guard shall also have a valid certificate for hot work. Executing personnel can be a fire guard where the risk of fire is considered low.


Additional requirements for personal protective equipment for hot work are:

- Goggles
- Face shield / mask – should be used only with safety goggles or safety glasses with side shields
- Cut resistant gloves (according to NS-EN 388, level 3)
- Fire- retardant work clothing (acc. NS- EN ISO 11612 (A1, B1, C1))

Angle grinders are only permitted when they meet all safety requirements for safety features, including auxiliary handles, kickback protection, safety switch and restart protection. Personnel who are going to use this type of tools shall have training.

Approved extinguishing equipment shall be brought by the Contractor. Minimum 2 pcs. 6 kg powder apparatus, with minimum power 34 A 233 B C, shall be easily accessible in the immediate vicinity of where the work is carried out.

A hand extinguisher can be replaced with a fire hose with an internal diameter of 19 mm.

	Tittel EHS requirements for Contractors			
	Dokumenttype Celsio standard	Dokumentnummer 192	Godkjent dato 30.05.2022	Versjon 6

3.7 Work on pressurized equipment

As a rule, all equipment shall be made energy and pressure-free before starting work. The exception is pressure tapping on pressurized pipes.

The Contractor shall obtain a work permit (WP) and any safe job analysis (SJA) prior startup.

The workplace shall be isolated from the rest of the plant in good time before the work starts. Work shall not start until temperature has reached 55°C.

Check the possibility of drainage and that the valves are tight.

Pressure relief and drainage shall be performed by certified operating personnel.

The Contractor shall ensure that the system is cooled and depressurized. In case of doubt, the work shall not be started.

At opening, at least two persons shall be present. Please note that water may have accumulated in the bottom of the object. This water may still have a high temperature.

When the work has been completed, the Contractor shall notify the control room for resetting to normal operation.


Pressure tapping:

In cases where work is carried out on pressurized equipment, for example in connection with pressure tapping, there are separate instructions. Work on pressurized equipment involves high risk and must only be carried out during the day.

Pressure tapping shall be reported to Fortum operating personnel 2 weeks in advance. The control room shall be contacted before tapping commences.

Pressure tapping shall be tested for tightness before being drilled through. The drilling equipment must be in good condition and used according to the supplier's requirements.

Personnel who perform pressure tapping shall facilitate easy escape of ditch / work site should a larger leak occur.

	Tittel		
	EHS requirements for Contractors		
Dokumenttype	Dokumentnummer	Godkjent dato	Versjon
Celsio standard	192	30.05.2022	6

3.8 EX work

EX work includes work that takes place in an explosive atmosphere.

Personnel who work in areas where explosive atmosphere can be formed shall have explosion protection training.

Work in EX zones requires work permits (WP) and shall also be risk assessed using a safe job analysis (SJA).

Work in EX zones shall be carried out in accordance with written instruction.


Additional requirements for personal protective equipment for EX work are antistatic work clothes.

Mobile phone or communication radio (walkie talkie) shall not be brought into any EX zone if it is not approved for use in the relevant zone.

Work certificate for gas measurement is required before the starts and shall be placed well visible where the work site is entered. The measurement shall ensure that personnel are not exposed to toxic substances.

Gas measurement shall only be performed by qualified personnel.

It is expected that personnel are familiar with the site's explosion protection document and follow the requirements and guidelines set by it.

	Tittel EHS requirements for Contractors			
	Dokumenttype Celsio standard	Dokumentnummer 192	Godkjent dato 30.05.2022	Versjon 6

3.9 Chemicals

Contractor shall notify which chemicals to be used at the workplace. Purchaser shall receive safety data sheets relevant chemicals for review and approval.

Contractor shall continuously evaluate substitution of chemicals that are harmful to health and environment and is obliged to inform the Purchaser of the chemicals that are on the REACH candidate and approval list and the Norwegian priority list.

Safety data sheets shall be available at the location and the Supplier shall ensure that its personnel have training in its use.

Use of chemicals shall be included in risk assessments.


All containers shall be labeled with labels indicating which chemicals they contain.

The Contractor shall take measures to prevent accidents and spills of oil, fuel and chemicals stored and used at the workplace.

The Contractor shall have all necessary permits for the use of chemicals, as well as the transport and handling of explosives.

It is Contractor's responsibility to remove all chemicals when the work is completed.

Legal requirements for use, storage and disposal of chemicals shall be adhered to.

	Tittel EHS requirements for Contractors			
	Dokumenttype Celsio standard	Dokumentnummer 192	Godkjent dato 30.05.2022	Versjon 6

3.10 Compressed gases

All use of gas bottles shall be agreed with the Purchaser.

Contractor shall ensure that safety data sheets for gas cylinders in use in the area, is available and that user has familiarized himself with this.

Damaged gas cylinders shall not be used or stored in the area.

Bottles shall be stored properly and as instructed by the Purchaser. Placement shall take into account any emergencies that may occur to enable rapid removal from the area.

Bottles shall be used and stored standing, and it shall be ensured that they cannot tip using a wall bracket, suitable fixed or mobile frame.


Bottles containing gas and empty bottles shall be stored separately. Empty bottles shall be labeled. Tom/Empty.

Bottles with different contents shall not be stored together (flammable gases, inert gases, oxidizing gases etc.).

Gas bottles shall be stored well away from combustible materials such as fuel, oil, paint or corrosive liquids.

Propane bottles shall never be stored closer than five meters from other gas cylinders.

Propane, and other cryogenic, liquid or compressed gases heavier than air shall not be stored in or near low-lying areas such as drains, basements and underpasses.

	Tittel EHS requirements for Contractors		
	Dokumenttype Celsio standard	Dokumentnummer 192	Godkjent dato 30.05.2022

3.11 Access and barriers

Ladders shall only be used for access. The ladder shall be well secured/anchored.

Scaffolding shall be properly designed, constructed and maintained by qualified personnel.

Inspections shall be performed every 4 weeks and after each change.

Scaffolding shall be equipped with scaffolding cards.

Scaffolding shall have a safe access and shall not block the escape routes.

All scaffolding shall have kick plates, knee braces and hand braces.

In areas where hot work is performed, wood shall not be used.

Scaffolding users shall be trained in the use of the scaffolding.

The Purchaser shall ensure that a scaffolding report is prepared if the floor is higher than 5 meters above the ground.

Barriers shall prevent people from entering hazardous areas (danger of falling, falling objects, etc.) or protecting equipment and installations.

Red/white chain is used when only involved personnel can cross the barrier.


Yellow/black chain is used when the barrier allows others to pass, provided that particular care is shown.

Areas at risk of falling to a lower level, such as openings, shall be blocked off with fence.

All barriers must be marked (why, who and telephone number) and removed when they are no longer needed.

For barring in streets, the following requirements apply:

- Miniguard (or equivalent) shall be used for roadway blocking. If working on the national road / county road, varioguard should be used. It shall be assessed in each individual case whether a fence shall be used in addition to the miniguard / varioguard by order from the state.
- For blocking against pavement, walkway and cycle path, 2 m high braiding fences must be used, which must be mounted continuously. The braiding fence against the pavement must be mounted so firmly that it is not possible to push it down into the ditch. The feet shall be placed so that they do not endanger those who go there.
- Miniguard with fence is used for barring between infrastructure and pedestrians.

	Tittel EHS requirements for Contractors			
	Dokumenttype Celsio standard	Dokumentnummer 192	Godkjent dato 30.05.2022	Versjon 6

3.12 Preparing objects (lockout/tagout)

The guidelines will ensure that machinery and equipment are emptied of hazardous energy and that it is locked and labeled as long as maintenance is in progress.

Hazardous energy are Electrical, Hydraulic, Pneumatic, Chemical, Radiation, Fall or gravity, Mechanical and Thermal energy.

Procedure for implementing lockout and tagout:

1. Map and prepare for lockout and tagout:
 - a. All energy in the system shall be mapped.
 - b. Work instructions for disconnection shall be prepared.
 - c. Work requires work permit (AT).
 - d. Risk assessment through a secure job analysis (SJA).
2. Notify all interested parties:
 - a. What, why, how long, responsible person.
3. Shut down and stop the system:
 - a. According to the system's instructions for shutdown.
 - b. Check that all switches are in the "off" position.
 - c. Check that all moving and rotating parts have stopped completely.
4. Detect, disconnect and isolate energy supply:
 - a. Identify and check all dangerous energies listed in paragraph 1.
 - b. Disconnect and isolate energy sources and residual energies. Use written work instructions for the system or process.
 - c. Empty or isolate residual energy and stored energy according to procedure / instructions.
5. Lock and tag:
 - a. Lock switches and valves in "OFF" by setting the padlock on the devices that isolate the power supply. Objects shall be locked and marked by all parties involved. Contractor is responsible for bringing own padlock.
 - b. Similarly, lock stored residual energy blockages.
 - c. Tag lock with disconnect information.
6. Ensure that locks and tags are not removed before work is done.
7. Check that the system is shut down and dead:
 - a. Choose the method that best ensures that the system is disconnected and emptied or follow the procedure/instructions.
8. Perform maintenance.
9. Finish maintenance:
 - a. Consider whether it is safe to put the system in operation.
 - b. Wait to remove the lock and tags until the system is ready to be put into operation again.
 - c. Notify affected workers that the system is in operation again.

Reference is made to the [Safe Stop of Machines - "Lockout and tagout"](#).